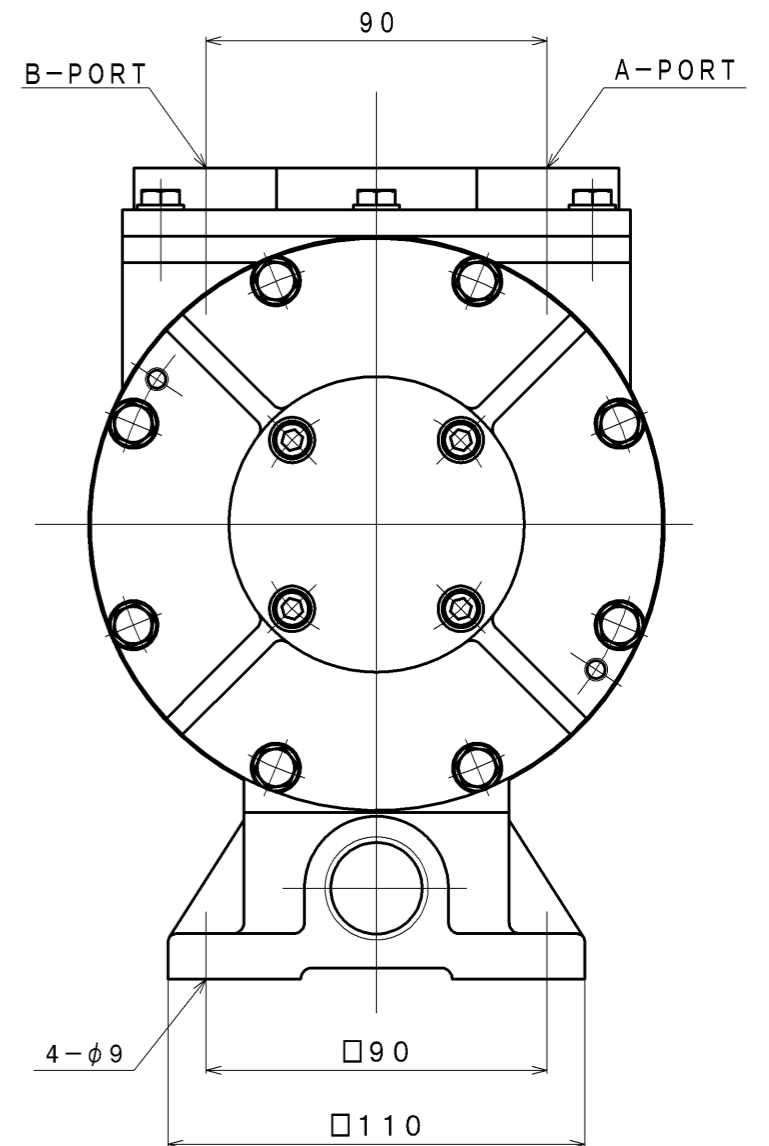
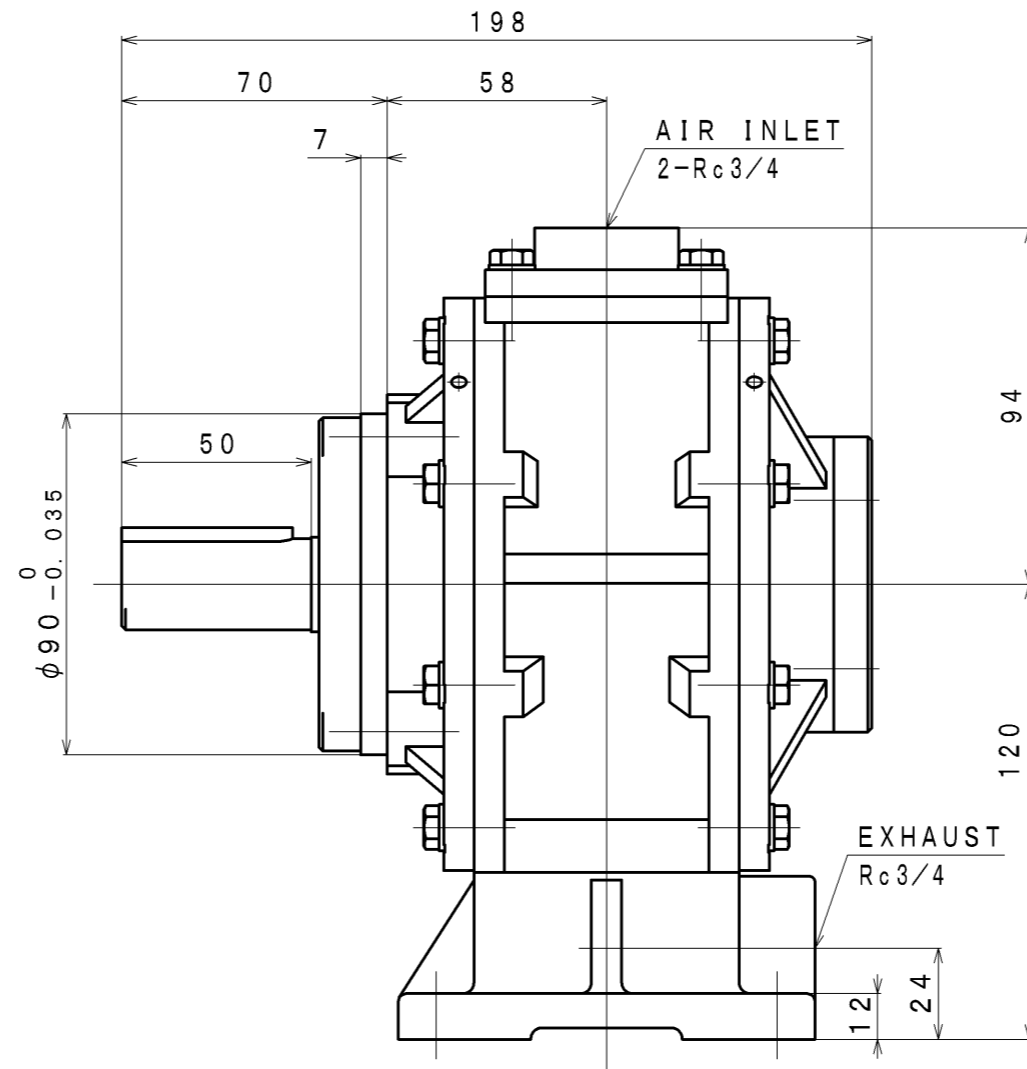
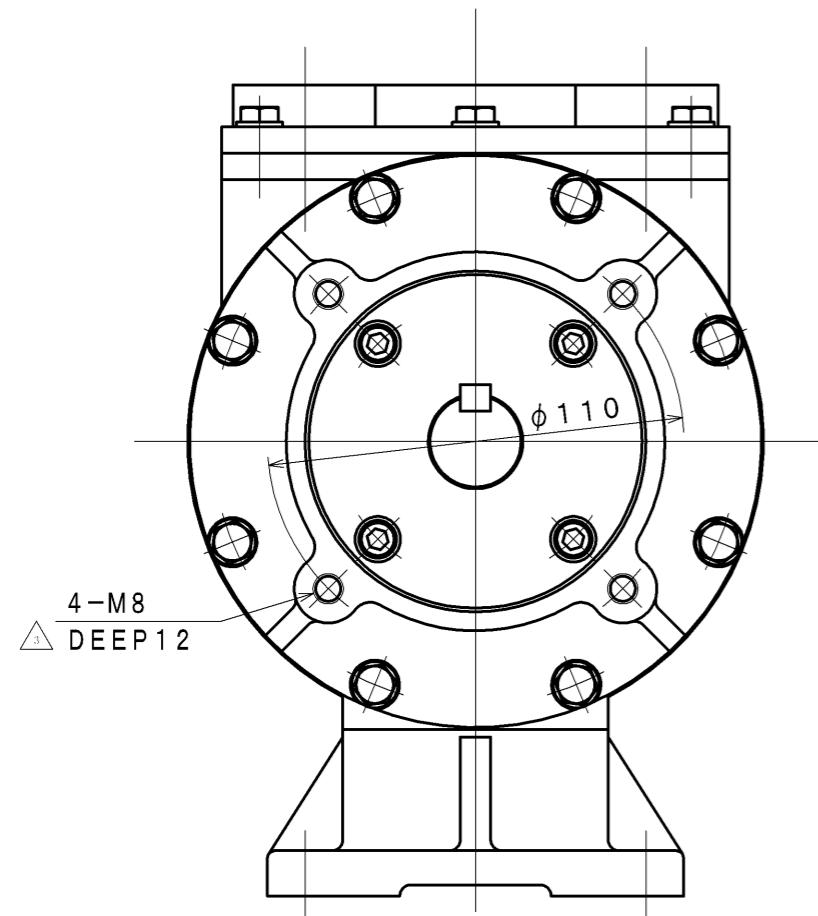
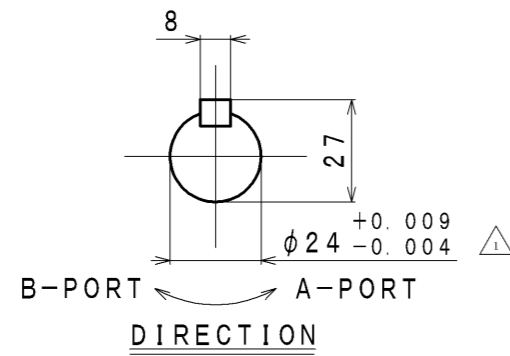


SIGN	R E V I S I O N	DATE	B Y
△1	Renewal	111031	R. T
△2	Renewal	120413	R. T
△3	Renewal	160404	W. S



SPECIFICATION

AIR PRESSURE (MPa)	AT MAXIMUM OUTPUT				* ALLOWABLE SHAFT LOAD		LUBRICATING OIL	MASS (kg)
	OUTPUT (kW)	SPEED (rpm)	TORQUE (N·m)	AIR CONSUMPTION (m ³ /min (nor))	RADIAL (kN)	THRUST (kN)	AIR MOTOR (Line Oiler)	
0.6	2.53	2200	11.0	3.1	0.98	0.25	△ JIS K2213-1 Turbine Oil ISO VG32 (Line Oiler Dripping Quantity: 10~12 drop/min)	12.7
0.5	2.09	2000	10.0	2.6				
0.4	1.60	1800	8.50	2.0				

*: At Mid of Shaft

APPROVED	CHECKED	REVIEWED	DRAWN	PARTICULARS	OUTLINE DRAWING	DATE	Nov. 07. 2005
M. S	K. S		R. T	MODEL	VF30-UBD1	NOTE	
					AIR MOTOR	Z05-042 △	
SAN-EI SEIKI SEISAKUSYO CO., LTD.				DWG. NO.	E305-212 △3	SCALE	1/2