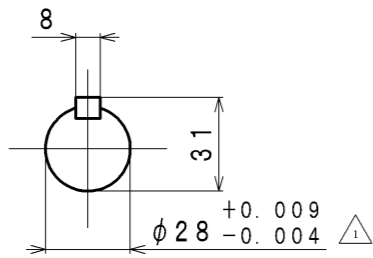
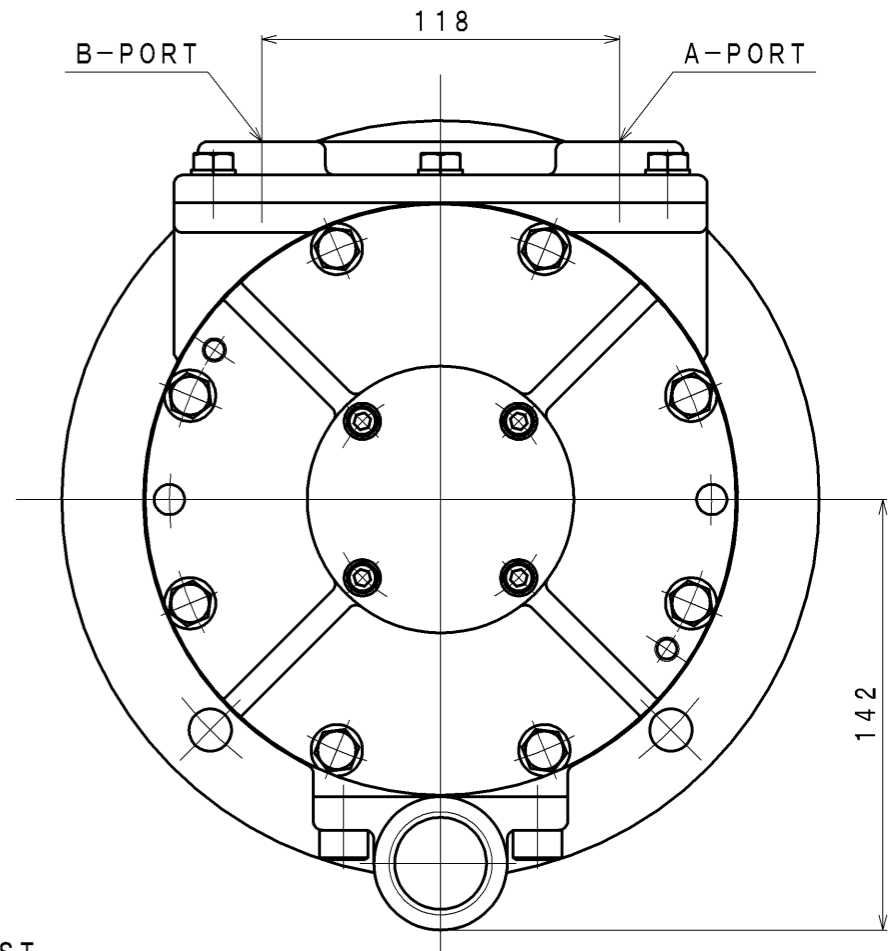
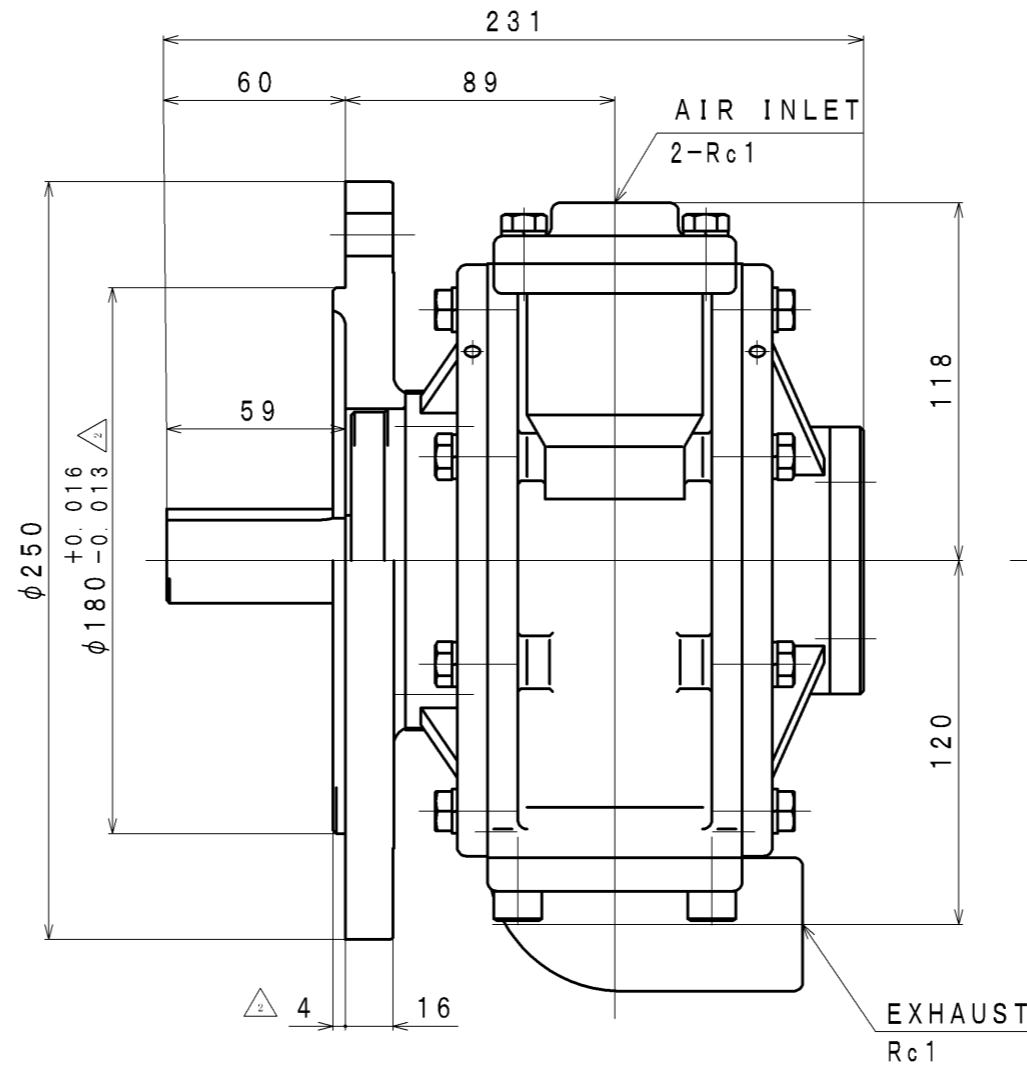
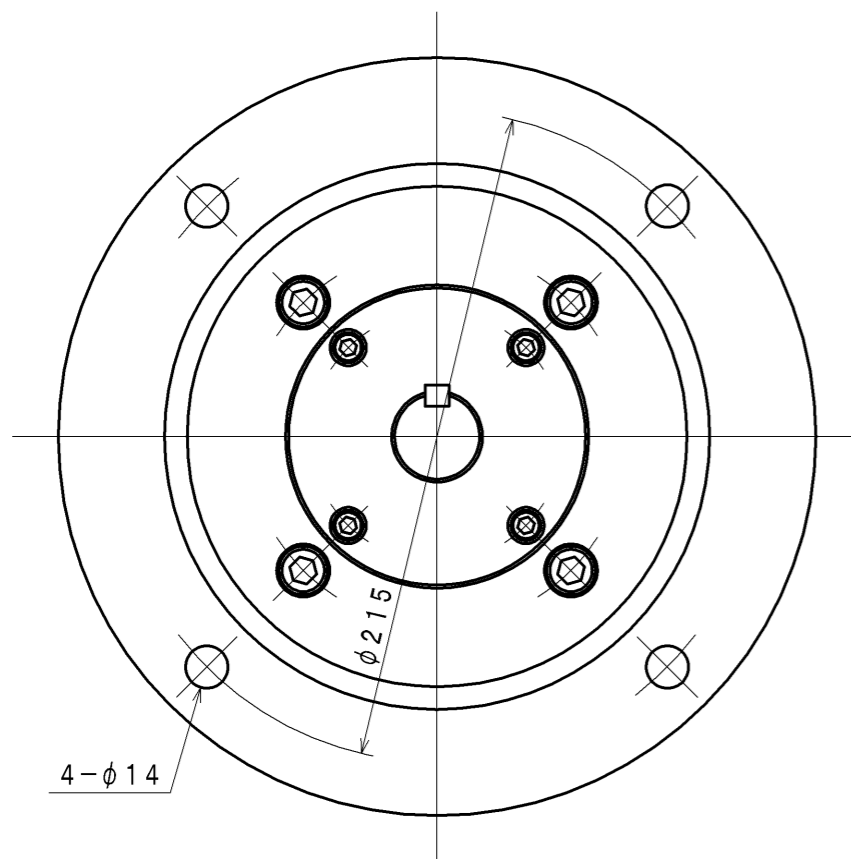


SIGN	REVISION	DATE	BY
△1	Renewal	111031	R. T
△2	Renewal	120413	R. T
△3	Renewal	160404	W. S



B-PORT A-PORT
DIRECTION



SPECIFICATION

AIR PRESSURE (MPa)	AT MAXIMUM OUTPUT				* ALLOWABLE SHAFT LOAD		LUBRICATING OIL	MASS (kg)
	OUTPUT (kW)	SPEED (rpm)	TORQUE (N·m)	AIR CONSUMPTION (m ³ /min (nor))	RADIAL (kN)	THRUST (kN)	AIR MOTOR (Line Oiler)	
0.6	5.19	2000	24.8	6.2	1.18	0.34	△ JIS K2213-1 Turbine Oil ISO VG32 (Line Oiler Dripping Quantity: 15~20 drop/min)	26.5
0.5	4.24	1800	22.5	5.4				
0.4	3.20	1600	19.1	4.5				

*: At Mid of Shaft

APPROVED	CHECKED	REVIEWED	DRAWN	PARTICULARS	OUTLINE DRAWING	DATE	SEP. 16. 1997
M. S	K. S		R. T	MODEL	VF50-UFD1	NOTE	
					AIR MOTOR	Z05-044 △	
SAN-EI SEIKI SEISAKUSYO CO., LTD.				DWG. NO.	E305-214 △	SCALE	2/5